
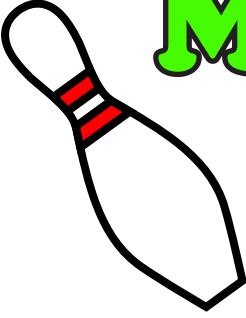



Mini Bowling

in the classroom




1. Set up the mini bowling pins on the table.

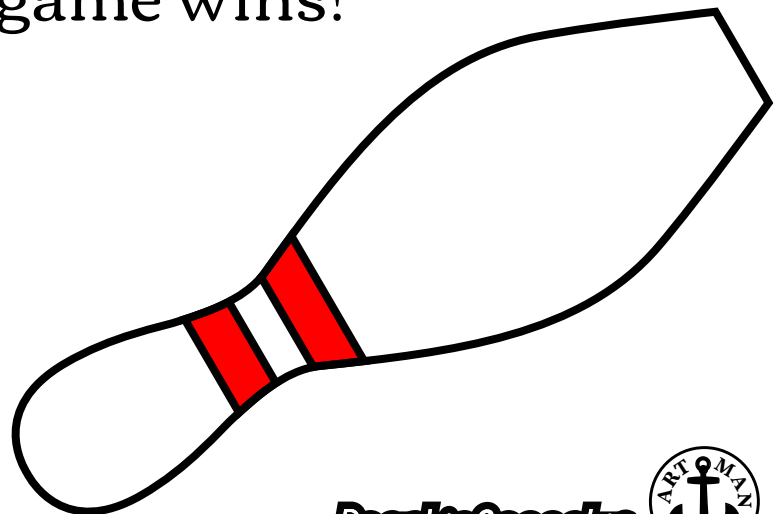

2. Roll the mini ball & try to knock over as many pins as you can.



3. The number of pins you knock over is the number of points you earn & the number of flash cards you need to do.



4. The player with the most points at the end of the game wins!



Mini Bowling

scoreboard

	Name	1	2	3	4	5	6	7	8	9	10	
1												
2												
3												
4												

